

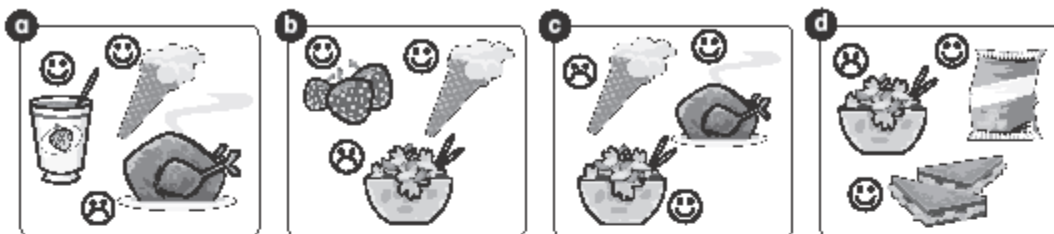


Extension Worksheet 2

Name: \_\_\_\_\_

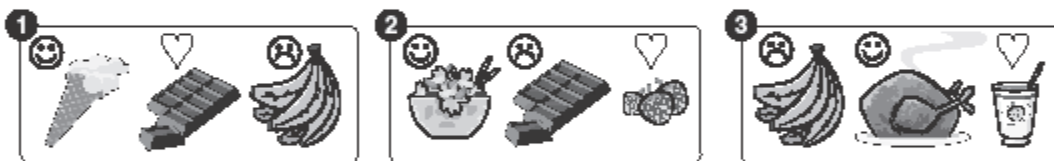
Class: \_\_\_\_\_

1 Look, read and order.



- 1 I like strawberries and ice cream. I don't like salad.
- 2 I don't like salad. I like crisps and sandwiches.
- 3 I like yoghurt and ice cream. I don't like chicken.
- 4 I don't like ice cream. I like chicken and salad.

2 Look and write.



- 1 | *I like ice cream. I love chocolate, but I don't like bananas.*
- 2 | \_\_\_\_\_
- 3 | \_\_\_\_\_

3 Read and match.

<ol style="list-style-type: none"> <li>1 I don't</li> <li>2 She</li> <li>3 I like</li> <li>4 Do</li> <li>5 I like ice cream, but I</li> <li>6 He doesn't</li> </ol>	<div style="border: 1px solid gray; border-radius: 15px; padding: 5px; display: inline-block;">don't like carrots.</div> <div style="border: 1px solid gray; border-radius: 15px; padding: 5px; display: inline-block;">milk and yoghurt.</div> <div style="border: 1px solid gray; border-radius: 15px; padding: 5px; display: inline-block;">likes sandwiches and crisps.</div> <div style="border: 1px solid gray; border-radius: 15px; padding: 5px; display: inline-block;">like bananas, but he likes apples.</div> <div style="border: 1px solid gray; border-radius: 15px; padding: 5px; display: inline-block;">like cheese.</div> <div style="border: 1px solid gray; border-radius: 15px; padding: 5px; display: inline-block;">you like strawberries?</div>
---	--

PHOTOCOPIABLE

**4** Grammar Worksheet

Name: \_\_\_\_\_

Class: \_\_\_\_\_

**1** Look and circle *like* or *don't like*.



1 I like / don't like sandwiches.



4 I like / don't like strawberries.



2 I like / don't like chocolate.



5 I like / don't like yoghurt.



3 I like / don't like carrots.



6 I like / don't like salad.

**2** Look and write *like* or *don't like*.

	cheese	chicken	crisps	bananas
Taj	😊	😊	😞	😊
Poppy	😊	😞	😊	😊
Kate	😊	😞	😊	😊

- 1 Hi! My name's Taj. I like chicken. I also like cheese and bananas. I don't like crisps.
- 2 Hi! My name's Poppy. I \_\_\_\_\_ cheese, but I \_\_\_\_\_ chicken. I \_\_\_\_\_ crisps and bananas.
- 3 Hi! My name's Kate. I \_\_\_\_\_ chicken, but I \_\_\_\_\_ crisps. I also \_\_\_\_\_ cheese and bananas.

**3** Read and match.

- |              |                                  |
|--------------|----------------------------------|
| 1 Do         | like yoghurt.                    |
| 2 I like     | likes fruit juice.               |
| 3 I don't    | you like sandwiches?             |
| 4 He doesn't | like bread, but he likes crisps. |
| 5 She        | bananas and strawberries.        |



**Basics Writing Practice Worksheet**

Name: \_\_\_\_\_

Class: \_\_\_\_\_

**1 Write true sentences.**

~~sandwiches~~ chocolate ~~crisps~~ fruit juice ice cream salad chicken

Things I like:

I like *sandwiches* \_\_\_\_\_.

I \_\_\_\_\_.

I \_\_\_\_\_.

Things I don't like:

I don't like *crisps* \_\_\_\_\_.

I \_\_\_\_\_.

I \_\_\_\_\_.

**2 Look and read. Draw and write about you.**

1



I like *ice cream*, but I don't like *yoghurt*.

2



I like \_\_\_\_\_, but I don't like \_\_\_\_\_.

**3 Read. Make notes and write your project.**

*Read and Remember!*

- I like cheese and oranges.
- I don't like yoghurt or bananas.

**My Notes**



• friends I have lunch with: \_\_\_\_\_

• where I have lunch: \_\_\_\_\_

• food I like 😊: \_\_\_\_\_

• food I don't like ☹️: \_\_\_\_\_

• my favourite food: \_\_\_\_\_

• what my friend likes: \_\_\_\_\_

At school I have lunch with my friends \_\_\_\_\_

and \_\_\_\_\_ in the \_\_\_\_\_.

I love \_\_\_\_\_ and \_\_\_\_\_.

I don't like \_\_\_\_\_ or \_\_\_\_\_.

My favourite is \_\_\_\_\_.

when we have \_\_\_\_\_.

My friend, \_\_\_\_\_,

likes \_\_\_\_\_.

Look up information on the internet with an adult to extend your project.

**4** Extension Worksheet 1

Name: \_\_\_\_\_


Class: \_\_\_\_\_

**1 Write the words.**



- 1 huyotrg      yoghurt
- 2 cei cmrae      \_\_\_\_\_
- 3 sbscutii      \_\_\_\_\_
- 4 bsrtweraresi      \_\_\_\_\_
- 5 kcihcne      \_\_\_\_\_
- 6 lococthea      \_\_\_\_\_
- 7 wsienacdsh      \_\_\_\_\_

**2 Look and write.**



- 1 I like sandwiches.
- 2 I don't like bananas.
- 3 \_\_\_\_\_
- 4 \_\_\_\_\_
- 5 \_\_\_\_\_
- 6 \_\_\_\_\_



**3 Look and read. Then write for you.**

✓ My name's Emma. I like yoghurt and strawberries.

I don't like bananas or cheese.

My name's \_\_\_\_\_.

\_\_\_\_\_

and \_\_\_\_\_.

I don't like \_\_\_\_\_

\_\_\_\_\_

or \_\_\_\_\_.

## NUMBERS WORDSEARCH

20:

70:

30:

80:

40:

90:

50:

100:

60:



Write the numbers:

- Fifty-five:
- Twenty-three:
- Seventeen:
- Eighty:
- Twelve:
- Forty-seven:
- Thirteen:
- Two:
- Thirty:
- Fourteen:
- Fifteen:
- Sixty:
- Seventy-one:
- One hundred:
- Eighty-six:



NAME:

CLASS:

DATE:

**1. Order the words to make questions:**

1. name is What your ?

---

2. you How are ?

---

3. old you are How ?

---

4. What today is day ?

---

5. you are wearing What ?

---

6. What's like weather the today ?

---

7. Have brothers you sisters got or ?

---

**2. Answer the questions in activity 1.**

1.

---

---

2.

---

---

**4** Phonics Worksheet

Name: \_\_\_\_\_

Class: \_\_\_\_\_

**1** Listen, find and write.



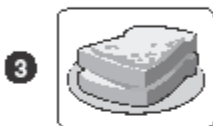
p	o	b	s	k	e	s
r	h	i	m	r	n	
e	k	e	t	h	a	c

chicken



b	i	n	s	b	t	m	f
u	o	s	c	u	a	l	s
f	o	w	p	e	i	t	m

\_\_\_\_\_



t	k	n	s	d	y
s	l	r	c	e	s
b	y	i	z	t	r

\_\_\_\_\_



i	o	p	h	k	s	a	l
a	c	l	c	r	e	c	m
b	d	e	a	b	s	t	g

\_\_\_\_\_

**2** Listen and circle the words with the different sound.

**1**  chicken

slices

white

**2**  biscuits

Tyler

Lizzie

**3**  nice

biscuits

white

**4**  likes

sandwiches

ice cream

**3** Circle, sort and write. Listen and check.

biscuits

\_\_\_\_\_  
\_\_\_\_\_



ice cream

\_\_\_\_\_  
\_\_\_\_\_

**AUDIOS.**



NewTiger3\_Phonics\_U4\_2.mp3



NewTiger3\_Phonics\_U4\_3.mp3



NewTiger3\_Phonics\_U4\_1.mp3



TERCERO ACTIVITIES Haz una ficha cada día.

1-TELL ME WHAT KIND OF PRODUCTS YOU CAN RECYCLE:

YELLOW CONTAINER \_\_\_\_\_

BLUE CONTAINER \_\_\_\_\_

RED CONTAINER \_\_\_\_\_



PRODUCTOS  
PEIGROSOS



VIDRIO



PLÁSTICO

2-What containers are missing? ¿Qué contenedores faltan?

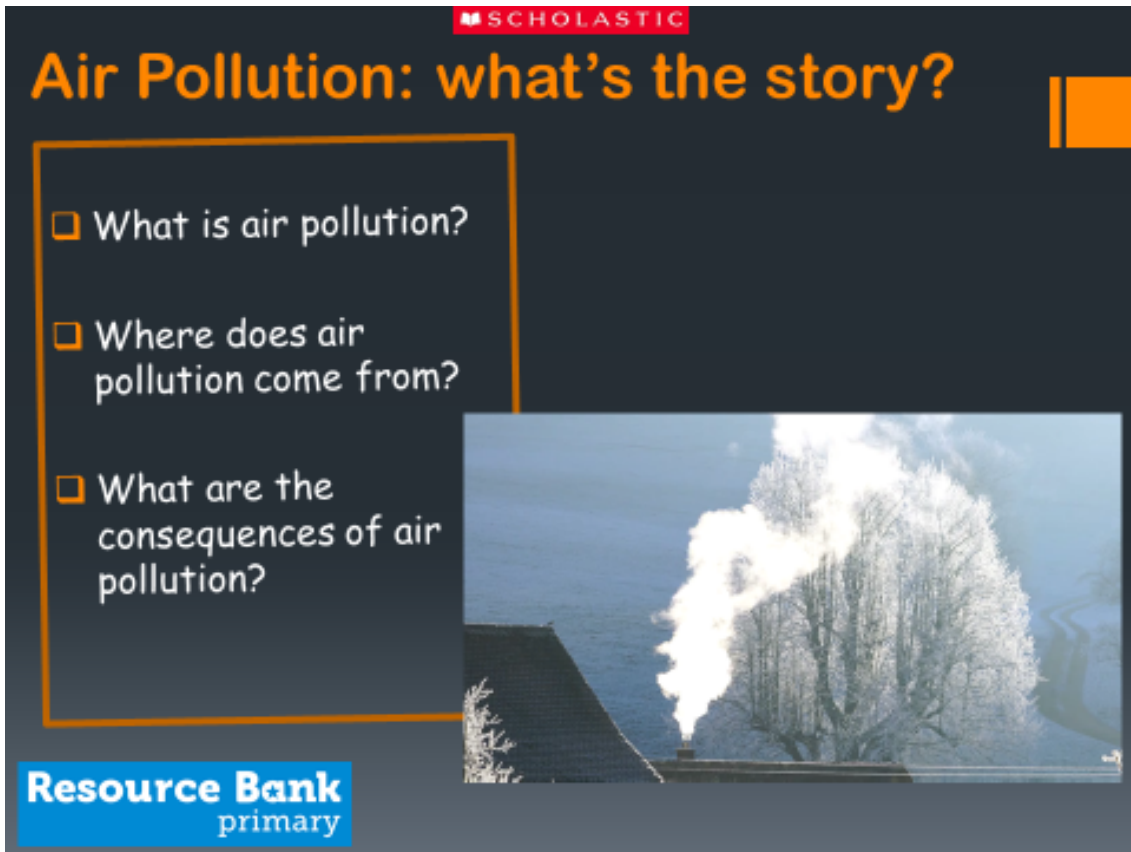


Draw and label. Dibuja los contenedores que faltan y etiqueta con su nombre en Inglés.

A large, empty rectangular box with a thin black border, intended for the student to draw and label the missing containers.

3- WATCH THE VIDEO AND ANSWER THE QUESTIONS.

<https://youtu.be/sAKyhfxr7s> Air pollution **Reading** video



**SCHOLASTIC**

## Air Pollution: what's the story?

- What is air pollution?
- Where does air pollution come from?
- What are the consequences of air pollution?

**Resource Bank**  
primary

1. What is air pollution?

---

---

---

---

2. Where does air pollution come from?

---

---

---

**Key activities that cause air pollution are:**

**Driving**

**Flying**

**Manufacturing & building**

**Burning fuels.**

Name: \_\_\_\_\_

# I Can Help the **EARTH!**

**Directions:** Fill out the chart. If you have more ideas, write them on the back of this page.



**3** items I can recycle

\*

\_\_\_\_\_

\*

\_\_\_\_\_

\*

\_\_\_\_\_

**2** items I can reuse



\*

\_\_\_\_\_

\*

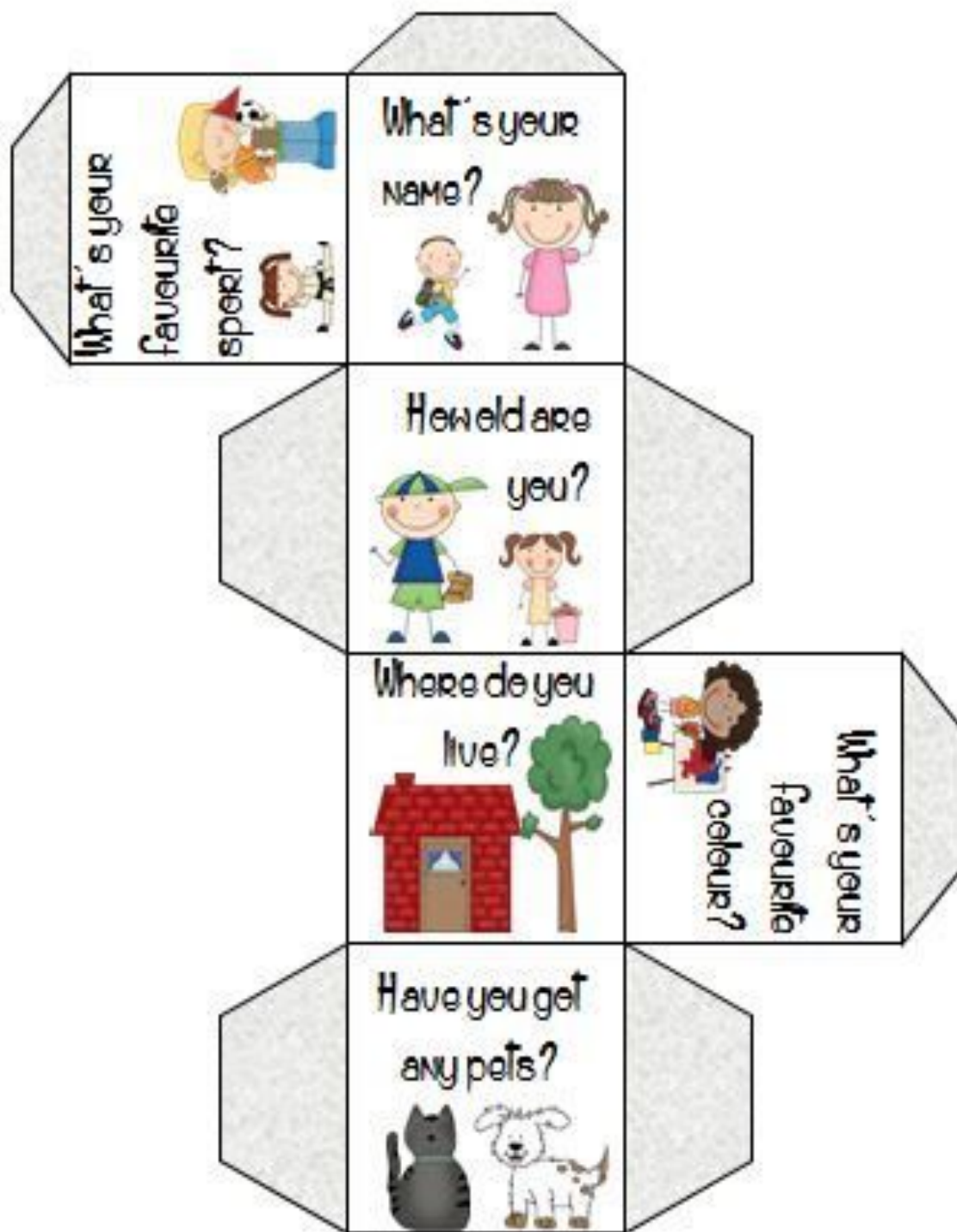
\_\_\_\_\_

**1** way I can reduce



\*

\_\_\_\_\_



CUT OUT AND MAKE A CUBE. YOU CAN PLAY MAKING QUESTIONS.

PLAY A GAME: REVIEW ALPHABET (you can play with your family or with your classmate by WhatsApp)

HOW DO YOU –**Ve**o, **ve**o ¿qué **ves**? **Una cosita y ¿qué cosita es? Empieza por \_\_\_\_\_ (letter) IN ENGLISH?**

Se dice en Inglés: **I spy with my little eye something beginning with.....**